

Signify Classified - Internal
Cooper Lighting Solutions Photometric Lab
1121 Highway 74 South
Peachtree City, GA 30269



Scaled data based on original data using
LM-79-08 Approved Method: Electrical and Photometric Measurements of Solid-
State Lighting Products

Test Report Prepared for
Cooper Lighting Solutions
(formerly Eaton)

Brand: STREETWORKS

Report Number: P867530

Luminaire Tested: **MEM2-HTN-SA-120-750-U-T2R-HSS**

Issue Date: 08/21/2024

Test Information

Test Method: LM-79-08
Report Number: P867530
Test Lab: INNOVATION CENTER(G3)
Issue Date: 08/21/2024
Manufacturer: COOPER LIGHTING SOLUTIONS (FORMERLY EATON)
Product Line: STREETWORKS
Catalog Number: MEM2-HTN-SA-120-750-U-T2R-HSS
Description: EPIC MODERN TALL HOUSING DISCRETE LED ARRAYS 120W 70CRI 5000K
FIXTURE w/ TYPE II ROADWAY DISTRIBUTION OPTIC AND HOUSE SIDE SHIELD
Light Source: (20) 5000K CCT, 70 CRI LEDS
Ballast/Driver: ELECTRONIC DRIVER

Summary

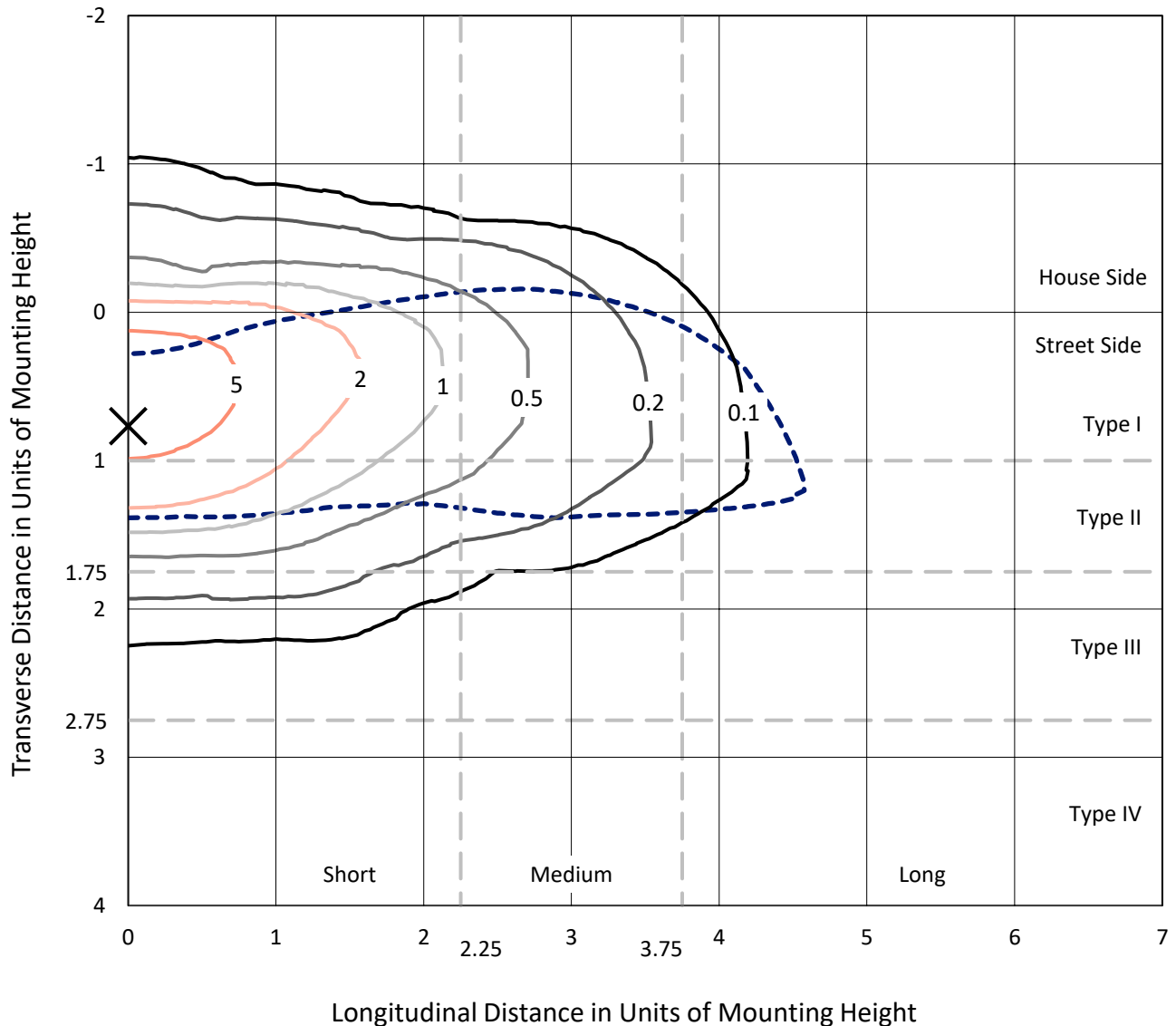
Lumens per Lamp: N/A
Luminaire Lumens: 9697.9 lumens
Efficiency: N/A
Efficacy: 96.0 lumens/watt
Luminous Opening: Rectangular (W 0.67' x L: 0.33' x H: 0')
IES Classification: Type II - Short
BUG Rating: B1 - U0 - G2

Input Watts (W): 101
Input Voltage (V): 120
Input Current (A_{in}): NR
Voltage Rise (V): NR
Power Factor: 0.99
Total Harmonic Distortion (THDi): 9.45%
Frequency (hertz): 60
Stabilization Time: NR
Operation Time: NR
Ambient Temperature (°C): NR
Test Distance: 24 FT

REPORT NUMBER: P867530
 CATALOG NUMBER: MEM2-HTN-SA-120-750-U-T2R-HSS

Iso-Footcandle Lines of Horizontal Illumination

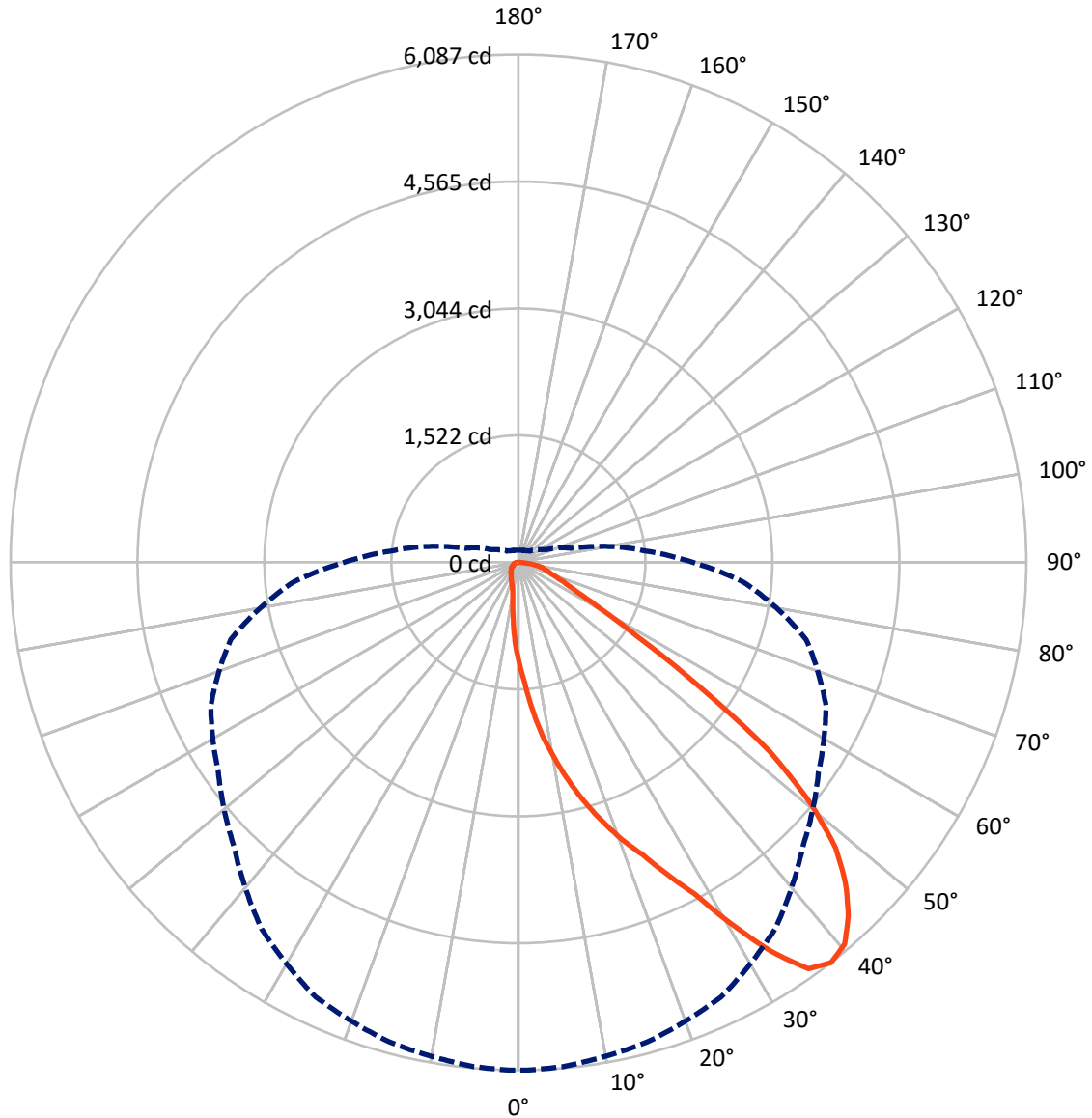
× Max cd
 - - - 1/2 Max cd



Based on 20 foot mounting height. Maximum calculated value = 8.3 fc
 Type II - Short - N/A

REPORT NUMBER: P867530
CATALOG NUMBER: MEM2-HTN-SA-120-750-U-T2R-HSS

Luminous Intensity Polar Plot



— Vertical Plane Through 0-Deg Lateral - - - Horizontal Cone Through 37.5-Deg Vertical

REPORT NUMBER: P867530
 CATALOG NUMBER: MEM2-HTN-SA-120-750-U-T2R-HSS

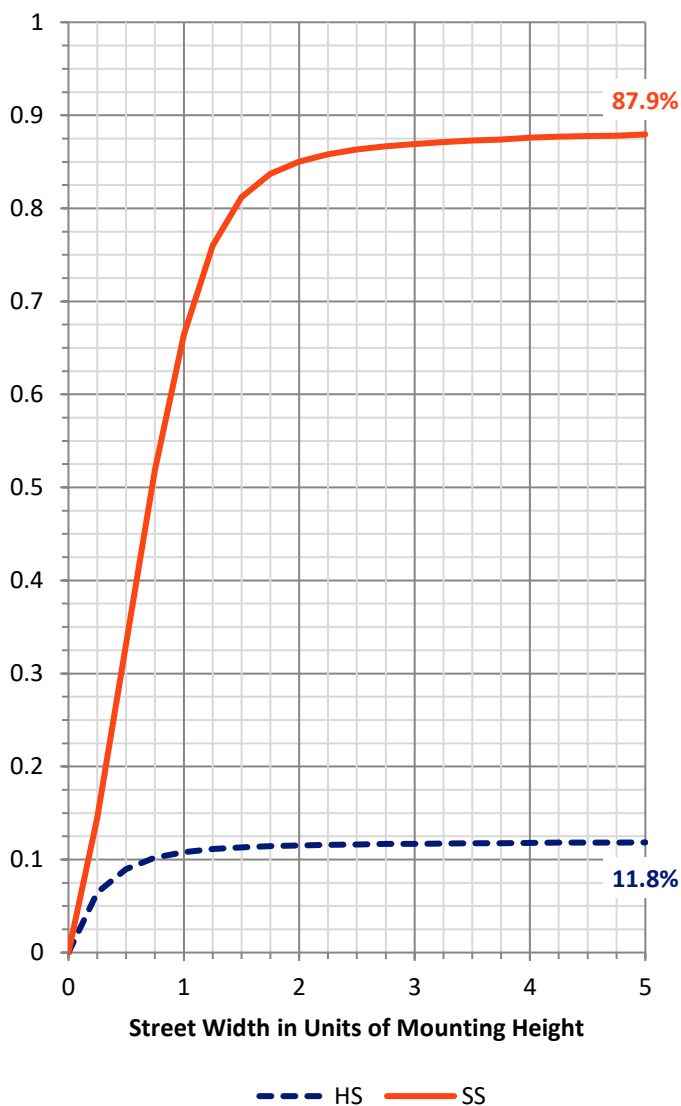
FLUX DISTRIBUTION:

		Downward	Upward	Total
House Side	Lumens	1156.7	0.0	1156.7
	% Fixture	11.9	0.0	11.9
Street Side	Lumens	8541.2	0.0	8541.2
	% Fixture	88.1	0.0	88.1
Total	Lumens	9697.9	0.0	9697.9
	% Fixture	100.0	0.0	100.0

ZONAL LUMENS:

Zone	Lumens	% Fixture
0°-10°	120.6	1.2
10°-20°	421.4	4.3
20°-30°	869.5	9.0
30°-40°	1529.9	15.8
40°-50°	2077.3	21.4
50°-60°	2058.1	21.2
60°-70°	1584.5	16.3
70°-80°	919.6	9.5
80°-90°	117.0	1.2
90°-100°	0.0	0.0
100°-110°	0.0	0.0
110°-120°	0.0	0.0
120°-130°	0.0	0.0
130°-140°	0.0	0.0
140°-150°	0.0	0.0
150°-160°	0.0	0.0
160°-170°	0.0	0.0
170°-180°	0.0	0.0
0°-90°	9697.9	100.0
0°-180°	9697.9	100.0

Coefficient of Utilization



REPORT NUMBER: P867530

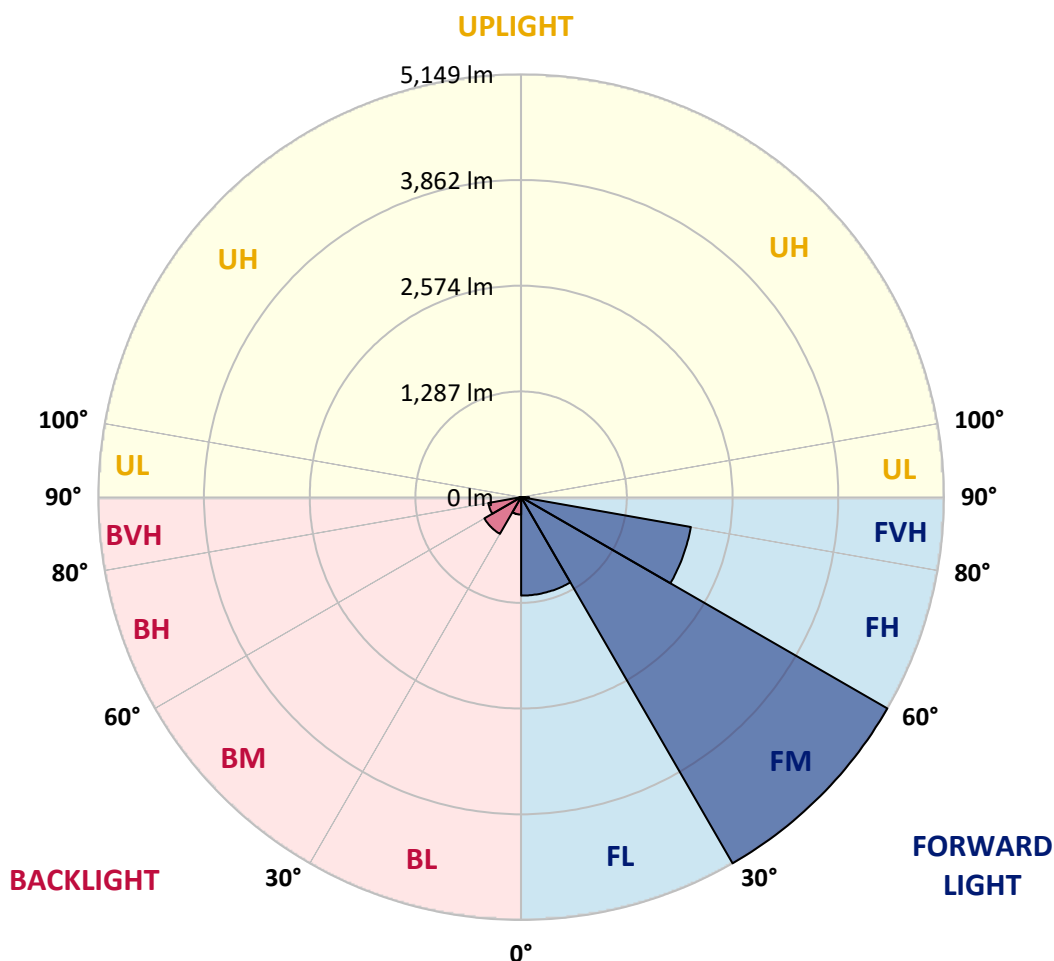
CATALOG NUMBER: MEM2-HTN-SA-120-750-U-T2R-HSS

LUMINAIRE CLASSIFICATION SYSTEM LUMEN TABLE AND BUG RATING:

Zone	Lumens	% Fixture	Zone Rating/Lumen Limit		
			B	U	G
FL (0°-30°)	1198.8	12.4			
FM (30°-60°)	5148.8	53.1			
FH (60°-80°)	2098.2	21.6			G2/5000
FVH (80°-90°)	95.4	1.0			G1/100
BL (0°-30°)	212.7	2.2	B1/500		
BM (30°-60°)	516.6	5.3	B1/1000		
BH (60°-80°)	405.8	4.2	B1/500		G1/500
BVH (80°-90°)	21.6	0.2			G1/100
UL (90°-100°)	0.0	0.0		U0/0	
UH (100°-180°)	0.0	0.0		U0/0	

BUG Rating: B1-U0-G2

Type II Short





REPORT NUMBER: P867530

CATALOG NUMBER: MEM2-HTN-SA-120-750-U-T2R-HSS

CANDELA DISTRIBUTION (FULL):

	0°	1°	5°	15°	25°	35°	45°	55°	65°	75°	85°
0°	1201.7	1201.7	1201.7	1201.7	1201.7	1201.7	1201.7	1201.7	1201.7	1201.7	1201.7
2.5°	1448.0	1469.7	1453.4	1439.9	1420.9	1402.0	1374.9	1345.1	1307.3	1261.2	1220.6
5°	1775.5	1786.3	1780.9	1772.8	1713.2	1656.4	1599.6	1529.2	1431.8	1345.1	1253.1
7.5°	2103.0	2097.6	2084.0	2059.7	2005.5	1940.6	1837.7	1721.4	1583.3	1431.8	1288.3
10°	2389.9	2398.0	2387.2	2349.3	2281.6	2192.3	2067.8	1935.2	1748.4	1537.3	1337.0
12.5°	2690.3	2695.7	2695.7	2614.5	2568.5	2430.5	2297.9	2119.2	1910.8	1667.2	1393.9
15°	2985.3	2974.5	2974.5	2920.4	2839.2	2684.9	2536.0	2319.5	2084.0	1789.0	1458.8
17.5°	3266.8	3272.2	3247.8	3188.3	3109.8	2961.0	2776.9	2538.7	2254.5	1935.2	1526.5
20°	3545.6	3529.3	3518.5	3459.0	3375.1	3199.1	3023.2	2752.6	2454.8	2100.3	1621.2
22.5°	3805.4	3813.5	3786.4	3691.7	3613.2	3453.5	3253.3	3004.3	2665.9	2265.4	1724.1
25°	4141.0	4113.9	4138.3	4024.6	3902.8	3713.4	3486.0	3239.7	2896.0	2468.4	1851.3
27.5°	4498.3	4514.5	4501.0	4376.5	4211.4	3957.0	3718.8	3456.3	3128.8	2660.5	1994.7
30°	5031.5	5023.3	5026.0	4839.3	4565.9	4262.8	3970.5	3683.6	3361.5	2896.0	2162.5
32.5°	5559.2	5589.0	5515.9	5350.8	5036.9	4579.5	4222.2	3902.8	3586.2	3099.0	2333.0
35°	5984.2	5976.0	5946.3	5762.2	5451.0	5007.1	4509.1	4146.4	3824.3	3348.0	2522.5
37.5°	6087.0	6087.0	6068.1	5954.4	5748.7	5364.4	4820.3	4390.0	4067.9	3569.9	2706.5
40°	6019.3	6005.8	5995.0	5919.2	5808.2	5580.9	5147.8	4641.7	4327.8	3856.8	2909.5
42.5°	5797.4	5800.1	5786.6	5743.3	5683.7	5597.1	5350.8	4909.7	4582.2	4127.5	3109.8
45°	5499.7	5505.1	5488.9	5483.4	5453.7	5453.7	5396.8	5120.8	4823.1	4403.5	3329.0
47.5°	5118.1	5115.4	5107.2	5093.7	5153.3	5218.2	5269.6	5239.9	5036.9	4701.3	3526.6
50°	4536.2	4530.7	4555.1	4622.8	4768.9	4912.4	5063.9	5204.7	5191.1	4977.3	3764.8
52.5°	3781.0	3745.8	3772.9	3981.3	4281.7	4601.1	4814.9	5036.9	5269.6	5269.6	4000.3
55°	2644.3	2674.1	2690.3	2996.1	3588.9	4138.3	4514.5	4801.4	5239.9	5502.4	4260.1
57.5°	1683.5	1694.3	1743.0	2073.2	2768.8	3456.3	4122.1	4593.0	5128.9	5697.3	4519.9
60°	1134.0	1096.1	1134.0	1323.5	1992.0	2712.0	3545.6	4330.5	4969.2	5838.0	4806.8
62.5°	801.1	798.4	809.3	920.2	1420.9	2038.0	2822.9	3975.9	4842.0	5846.1	5020.6
65°	646.9	627.9	636.0	698.3	952.7	1494.0	2070.5	3334.5	4728.3	5702.7	5126.2
67.5°	519.7	511.5	516.9	557.5	714.5	1123.2	1458.8	2536.0	4487.4	5459.1	5066.6
70°	424.9	427.6	430.3	470.9	568.4	849.9	1042.0	1740.3	3973.2	5183.0	4798.7
72.5°	368.1	368.1	370.8	397.9	476.4	673.9	787.6	1131.3	3215.4	4885.3	4306.1
75°	324.8	324.8	324.8	349.1	406.0	541.3	611.7	774.1	2308.7	4333.2	3561.8
77.5°	281.5	284.2	284.2	305.8	349.1	422.2	470.9	535.9	1472.4	3348.0	2695.7
80°	216.5	216.5	219.2	243.6	297.7	330.2	346.4	378.9	774.1	2103.0	1710.5
82.5°	151.6	154.3	154.3	157.0	200.3	203.0	186.8	189.5	281.5	698.3	649.6
85°	16.2	18.9	21.7	21.7	35.2	43.3	46.0	43.3	46.0	81.2	81.2
87.5°	0.0	0.0	0.0	0.0	2.7	5.4	5.4	8.1	8.1	8.1	8.1
90°	0.0	0.0	0.0	0.0	0.0	0.0	0.0	0.0	0.0	0.0	0.0



REPORT NUMBER: P867530

CATALOG NUMBER: MEM2-HTN-SA-120-750-U-T2R-HSS

CANDELA DISTRIBUTION (continued):

	90°	95°	105°	115°	125°	135°	145°	155°	165°	175°	180°
0°	1201.7	1201.7	1201.7	1201.7	1201.7	1201.7	1201.7	1201.7	1201.7	1201.7	1201.7
2.5°	1199.0	1180.1	1139.5	1104.3	1071.8	1044.7	1025.8	1001.4	982.5	982.5	993.3
5°	1207.1	1163.8	1079.9	1001.4	939.2	879.6	825.5	790.3	763.2	747.0	747.0
7.5°	1217.9	1153.0	1025.8	906.7	809.3	714.5	630.6	590.0	549.4	535.9	538.6
10°	1239.6	1147.6	977.1	822.8	676.6	557.5	476.4	433.0	411.4	400.6	400.6
12.5°	1264.0	1147.6	925.6	728.1	557.5	435.8	387.0	354.6	343.7	338.3	332.9
15°	1296.4	1153.0	882.3	627.9	454.7	368.1	332.9	314.0	303.1	297.7	297.7
17.5°	1334.3	1158.4	836.3	546.7	387.0	324.8	297.7	284.2	273.4	267.9	267.9
20°	1383.0	1171.9	790.3	473.6	338.3	297.7	273.4	259.8	249.0	246.3	243.6
22.5°	1442.6	1193.6	744.3	414.1	305.8	270.7	249.0	238.2	230.1	224.6	224.6
25°	1513.0	1220.6	709.1	370.8	281.5	251.7	232.8	219.2	211.1	208.4	208.4
27.5°	1610.4	1266.7	673.9	338.3	262.5	232.8	213.8	203.0	194.9	192.2	189.5
30°	1702.4	1323.5	657.7	330.2	249.0	216.5	203.0	189.5	181.3	178.6	175.9
32.5°	1821.5	1388.5	646.9	330.2	243.6	205.7	189.5	178.6	170.5	167.8	165.1
35°	1948.7	1464.2	646.9	341.0	246.3	197.6	178.6	167.8	159.7	154.3	154.3
37.5°	2086.7	1540.0	652.3	357.3	254.4	192.2	167.8	157.0	148.9	146.2	146.2
40°	2232.9	1642.9	663.1	370.8	262.5	189.5	157.0	148.9	140.7	135.3	135.3
42.5°	2368.2	1724.1	682.0	387.0	267.9	186.8	148.9	140.7	132.6	129.9	129.9
45°	2525.2	1813.4	698.3	397.9	267.9	178.6	140.7	132.6	127.2	124.5	121.8
47.5°	2649.7	1886.5	706.4	403.3	262.5	170.5	132.6	127.2	121.8	116.4	119.1
50°	2801.3	1964.9	719.9	406.0	251.7	159.7	127.2	119.1	113.7	111.0	111.0
52.5°	2947.4	2043.4	730.8	400.6	238.2	146.2	119.1	113.7	108.3	102.8	102.8
55°	3120.6	2130.0	747.0	392.4	216.5	132.6	111.0	105.6	97.4	94.7	92.0
57.5°	3318.2	2243.7	760.5	376.2	189.5	119.1	105.6	97.4	86.6	81.2	81.2
60°	3499.6	2373.6	771.4	335.6	165.1	111.0	97.4	89.3	78.5	75.8	75.8
62.5°	3694.4	2509.0	771.4	265.2	140.7	100.1	92.0	83.9	73.1	70.4	70.4
65°	3829.8	2630.8	747.0	197.6	119.1	94.7	89.3	78.5	67.7	65.0	65.0
67.5°	3867.6	2706.5	679.3	140.7	102.8	89.3	83.9	73.1	65.0	59.5	59.5
70°	3745.8	2647.0	554.8	108.3	89.3	81.2	75.8	67.7	59.5	56.8	56.8
72.5°	3396.7	2419.6	414.1	92.0	78.5	75.8	70.4	62.3	56.8	54.1	54.1
75°	2844.6	2011.0	292.3	81.2	73.1	67.7	62.3	56.8	51.4	51.4	51.4
77.5°	2154.4	1453.4	181.3	73.1	62.3	62.3	56.8	51.4	48.7	46.0	46.0
80°	1391.2	917.5	102.8	51.4	43.3	46.0	40.6	35.2	35.2	32.5	32.5
82.5°	590.0	362.7	54.1	29.8	21.7	18.9	13.5	13.5	10.8	10.8	10.8
85°	59.5	21.7	10.8	8.1	8.1	5.4	5.4	5.4	5.4	2.7	2.7
87.5°	8.1	8.1	8.1	5.4	5.4	5.4	2.7	2.7	2.7	2.7	2.7
90°	0.0	0.0	0.0	0.0	0.0	0.0	0.0	0.0	0.0	0.0	0.0

LM-79-2019: Approved Method: Electrical and Photometric Measurements of Solid-
State Lighting Products

Report Prepared for

Cooper Lighting Solutions

Streetworks

Report Number: SP1-2407-157-6

Test Date: 08/07/2024

Luminaire Tested: MEM2-HTN-SA-40-750-U-5WQ-2

Data in this report applies to families of products including MEM2-HTN-SA-40-750-U-5WQ-2

Test Information

Test Method: LM-79-2019
 Report Number: SP1-2407-157-6
 Test Lab: COOPER LIGHTING SOLUTIONS
 Photometer: SP1 - 76IN SPHERE
 Measurement Geometry: 4π
 Issue Date: 08/20/2024
 Manufacturer: COOPER LIGHTING SOLUTIONS
 Product Line: Streetworks
 Catalog Number: **MEM2-HTN-SA-40-750-U-5WQ-2**
 Description: Epic Modern Light Square 40W 5WQ Optic and Flare Trim

Spectral Parameters

CCT (K): 5094
 CIE u': 0.2082
 CIE v': 0.4867
 Duv: 0.0032
 CIE x: 0.3430
 CIE y: 0.3564
 CIE z: 0.3006
 Peak Wavelength (nm): 451
 Dominant Wavelength (nm): 568
 Purity: 9.86439
 Rf: 73.7
 Rg: 93

CRI (Ra):	72.0		
R1:	68.6	R9:	-39.6
R2:	78.1	R10:	47.6
R3:	84.6	R11:	68.2
R4:	71.6	R12:	41.4
R5:	69.6	R13:	70.4
R6:	69.4	R14:	91.4
R7:	80.9	R15:	61.4
R8:	53.1		



Test Conditions

Stabilization Time: 20M
 Operation Time: 1H 20M
 Sphere Temperature (°C): 24.2

REPORT NUMBER: SP1-2407-157-6

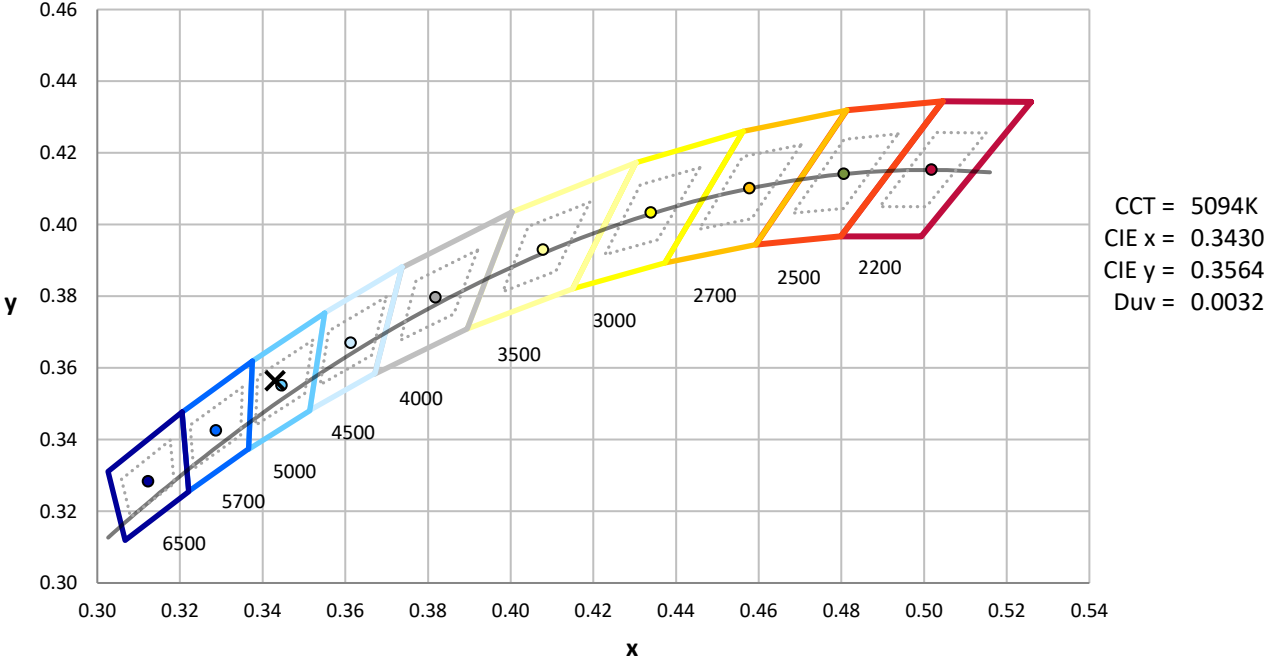
Measurement and Test Equipment			
Instrument	Identification Number	Calibration Date	Calibration Due Date
Photometer	IN0058	6/18/2024	12/18/2024
Power Meter	INXT2011004	2/8/2024	2/8/2025
AC Power Source	IN0063	10/24/2023	10/24/2024
DC Power Source	IN0208	10/24/2023	10/24/2024
Sphere Thermometer	IN0085	10/24/2023	10/24/2024
Room Thermometer	IN0046	10/24/2023	10/24/2024

REPORT NUMBER: SP1-2407-157-6

CIE 1931 Chromaticity Diagram



CIE 1931 Chromaticity Diagram with 2017 ANSI 7-Step and 4-Step Quadrangles



Point lies inside the ANSI 5000K 4-step quadrangle

REPORT NUMBER: SP1-2407-157-6

Photopic Flux vs. Wavelength



Photopic Lumens: NR

λ (nm)	Power W [^] /nm	Lumens (φ/nm)	λ (nm)	Power W [^] /nm	Lumens (φ/nm)	λ (nm)	Power W [^] /nm	Lumens (φ/nm)	λ (nm)	Power W [^] /nm	Lumens (φ/nm)	λ (nm)	Power W [^] /nm	Lumens (φ/nm)
360	0	NR	490	114	NR	620	361	NR	750	9	NR	880	0	NR
365	0	NR	495	145	NR	625	326	NR	755	8	NR	885	0	NR
370	0	NR	500	197	NR	630	294	NR	760	7	NR	890	0	NR
375	0	NR	505	259	NR	635	261	NR	765	6	NR	895	0	NR
380	0	NR	510	319	NR	640	232	NR	770	5	NR	900	0	NR
385	0	NR	515	373	NR	645	204	NR	775	4	NR	905	0	NR
390	0	NR	520	414	NR	650	179	NR	780	4	NR	910	0	NR
395	1	NR	525	445	NR	655	157	NR	785	3	NR	915	0	NR
400	3	NR	530	465	NR	660	136	NR	790	3	NR	920	0	NR
405	5	NR	535	482	NR	665	118	NR	795	2	NR	925	0	NR
410	9	NR	540	493	NR	670	102	NR	800	2	NR	930	0	NR
415	18	NR	545	505	NR	675	87	NR	805	2	NR	935	0	NR
420	36	NR	550	515	NR	680	75	NR	810	2	NR	940	0	NR
425	72	NR	555	527	NR	685	65	NR	815	1	NR	945	0	NR
430	134	NR	560	540	NR	690	56	NR	820	1	NR	950	0	NR
435	242	NR	565	550	NR	695	48	NR	825	1	NR	955	0	NR
440	407	NR	570	557	NR	700	41	NR	830	1	NR	960	0	NR
445	684	NR	575	561	NR	705	35	NR	835	1	NR	965	0	NR
450	988	NR	580	559	NR	710	30	NR	840	1	NR	970	0	NR
455	828	NR	585	551	NR	715	26	NR	845	1	NR	975	0	NR
460	473	NR	590	537	NR	720	22	NR	850	1	NR	980	0	NR
465	333	NR	595	516	NR	725	19	NR	855	0	NR	985	0	NR
470	232	NR	600	491	NR	730	16	NR	860	0	NR	990	0	NR
475	146	NR	605	461	NR	735	14	NR	865	0	NR	995	0	NR
480	113	NR	610	429	NR	740	12	NR	870	0	NR	1000	0	NR
485	106	NR	615	395	NR	745	10	NR	875	0	NR			

REPORT NUMBER: SP1-2407-157-6

Scotopic Flux vs. Wavelength



Scotopic Lumens: NR

S/P: 1.81

λ (nm)	Power W [^] /nm	Lumens (φ/nm)	λ (nm)	Power W [^] /nm	Lumens (φ/nm)	λ (nm)	Power W [^] /nm	Lumens (φ/nm)	λ (nm)	Power W [^] /nm	Lumens (φ/nm)	λ (nm)	Power W [^] /nm	Lumens (φ/nm)
360	0	NR	490	114	NR	620	361	NR	750	9	NR	880	0	NR
365	0	NR	495	145	NR	625	326	NR	755	8	NR	885	0	NR
370	0	NR	500	197	NR	630	294	NR	760	7	NR	890	0	NR
375	0	NR	505	259	NR	635	261	NR	765	6	NR	895	0	NR
380	0	NR	510	319	NR	640	232	NR	770	5	NR	900	0	NR
385	0	NR	515	373	NR	645	204	NR	775	4	NR	905	0	NR
390	0	NR	520	414	NR	650	179	NR	780	4	NR	910	0	NR
395	1	NR	525	445	NR	655	157	NR	785	3	NR	915	0	NR
400	3	NR	530	465	NR	660	136	NR	790	3	NR	920	0	NR
405	5	NR	535	482	NR	665	118	NR	795	2	NR	925	0	NR
410	9	NR	540	493	NR	670	102	NR	800	2	NR	930	0	NR
415	18	NR	545	505	NR	675	87	NR	805	2	NR	935	0	NR
420	36	NR	550	515	NR	680	75	NR	810	2	NR	940	0	NR
425	72	NR	555	527	NR	685	65	NR	815	1	NR	945	0	NR
430	134	NR	560	540	NR	690	56	NR	820	1	NR	950	0	NR
435	242	NR	565	550	NR	695	48	NR	825	1	NR	955	0	NR
440	407	NR	570	557	NR	700	41	NR	830	1	NR	960	0	NR
445	684	NR	575	561	NR	705	35	NR	835	1	NR	965	0	NR
450	988	NR	580	559	NR	710	30	NR	840	1	NR	970	0	NR
455	828	NR	585	551	NR	715	26	NR	845	1	NR	975	0	NR
460	473	NR	590	537	NR	720	22	NR	850	1	NR	980	0	NR
465	333	NR	595	516	NR	725	19	NR	855	0	NR	985	0	NR
470	232	NR	600	491	NR	730	16	NR	860	0	NR	990	0	NR
475	146	NR	605	461	NR	735	14	NR	865	0	NR	995	0	NR
480	113	NR	610	429	NR	740	12	NR	870	0	NR	1000	0	NR
485	106	NR	615	395	NR	745	10	NR	875	0	NR			

REPORT NUMBER: SP1-2407-157-6

Melanopic Flux vs. Wavelength



Melanopic Lumens: NR

M/P: 3.73

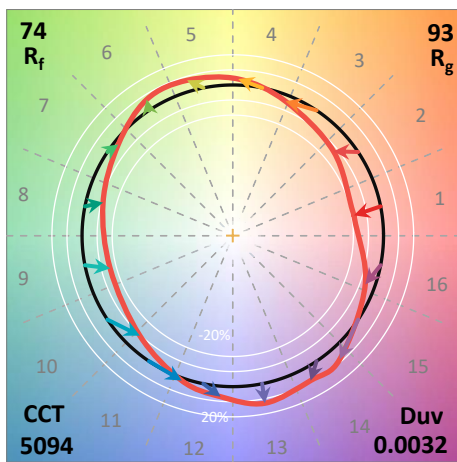
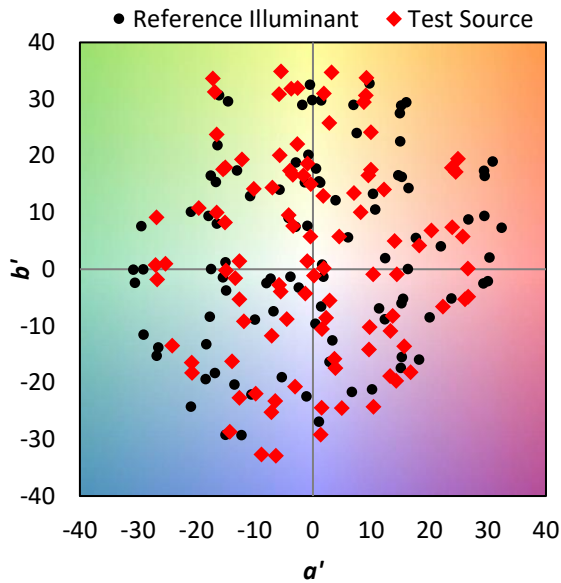
λ (nm)	Power W [^] /nm	Lumens (φ/nm)	λ (nm)	Power W [^] /nm	Lumens (φ/nm)	λ (nm)	Power W [^] /nm	Lumens (φ/nm)	λ (nm)	Power W [^] /nm	Lumens (φ/nm)	λ (nm)	Power W [^] /nm	Lumens (φ/nm)
360	0	NR	490	114	NR	620	361	NR	750	9	NR	880	0	NR
365	0	NR	495	145	NR	625	326	NR	755	8	NR	885	0	NR
370	0	NR	500	197	NR	630	294	NR	760	7	NR	890	0	NR
375	0	NR	505	259	NR	635	261	NR	765	6	NR	895	0	NR
380	0	NR	510	319	NR	640	232	NR	770	5	NR	900	0	NR
385	0	NR	515	373	NR	645	204	NR	775	4	NR	905	0	NR
390	0	NR	520	414	NR	650	179	NR	780	4	NR	910	0	NR
395	1	NR	525	445	NR	655	157	NR	785	3	NR	915	0	NR
400	3	NR	530	465	NR	660	136	NR	790	3	NR	920	0	NR
405	5	NR	535	482	NR	665	118	NR	795	2	NR	925	0	NR
410	9	NR	540	493	NR	670	102	NR	800	2	NR	930	0	NR
415	18	NR	545	505	NR	675	87	NR	805	2	NR	935	0	NR
420	36	NR	550	515	NR	680	75	NR	810	2	NR	940	0	NR
425	72	NR	555	527	NR	685	65	NR	815	1	NR	945	0	NR
430	134	NR	560	540	NR	690	56	NR	820	1	NR	950	0	NR
435	242	NR	565	550	NR	695	48	NR	825	1	NR	955	0	NR
440	407	NR	570	557	NR	700	41	NR	830	1	NR	960	0	NR
445	684	NR	575	561	NR	705	35	NR	835	1	NR	965	0	NR
450	988	NR	580	559	NR	710	30	NR	840	1	NR	970	0	NR
455	828	NR	585	551	NR	715	26	NR	845	1	NR	975	0	NR
460	473	NR	590	537	NR	720	22	NR	850	1	NR	980	0	NR
465	333	NR	595	516	NR	725	19	NR	855	0	NR	985	0	NR
470	232	NR	600	491	NR	730	16	NR	860	0	NR	990	0	NR
475	146	NR	605	461	NR	735	14	NR	865	0	NR	995	0	NR
480	113	NR	610	429	NR	740	12	NR	870	0	NR	1000	0	NR
485	106	NR	615	395	NR	745	10	NR	875	0	NR			

Summary

$R_f = 73.7$
 $R_g = 93$
 $CIE R_a = 72.0$
 $R_9 = -39.6$



Color Vector Graphics



Individual Sample Fidelity Index ($R_{f,i}$)

CES01 = 85	CES26 = 62	CES51 = 90	CES76 = 50
CES02 = 59	CES27 = 88	CES52 = 89	CES77 = 67
CES03 = 30	CES28 = 80	CES53 = 79	CES78 = 53
CES04 = 69	CES29 = 69	CES54 = 84	CES79 = 80
CES05 = 46	CES30 = 88	CES55 = 83	CES80 = 77
CES06 = 50	CES31 = 72	CES56 = 74	CES81 = 78
CES07 = 38	CES32 = 62	CES57 = 73	CES82 = 90
CES08 = 38	CES33 = 82	CES58 = 73	CES83 = 90
CES09 = 29	CES34 = 69	CES59 = 86	CES84 = 85
CES10 = 72	CES35 = 83	CES60 = 88	CES85 = 77
CES11 = 56	CES36 = 87	CES61 = 82	CES86 = 75
CES12 = 61	CES37 = 78	CES62 = 81	CES87 = 76
CES13 = 41	CES38 = 98	CES63 = 73	CES88 = 81
CES14 = 74	CES39 = 96	CES64 = 63	CES89 = 72
CES15 = 70	CES40 = 91	CES65 = 60	CES90 = 80
CES16 = 46	CES41 = 96	CES66 = 56	CES91 = 71
CES17 = 49	CES42 = 79	CES67 = 53	CES92 = 58
CES18 = 55	CES43 = 78	CES68 = 63	CES93 = 74
CES19 = 71	CES44 = 99	CES69 = 72	CES94 = 52
CES20 = 63	CES45 = 86	CES70 = 55	CES95 = 64
CES21 = 85	CES46 = 85	CES71 = 46	CES96 = 76
CES22 = 77	CES47 = 89	CES72 = 82	CES97 = 86
CES23 = 91	CES48 = 80	CES73 = 45	CES98 = 76
CES24 = 90	CES49 = 83	CES74 = 90	CES99 = 62
CES25 = 71	CES50 = 89	CES75 = 48	



Color Rendition by Hue-Angle Bin



Measure Comparisons



(END OF REPORT)